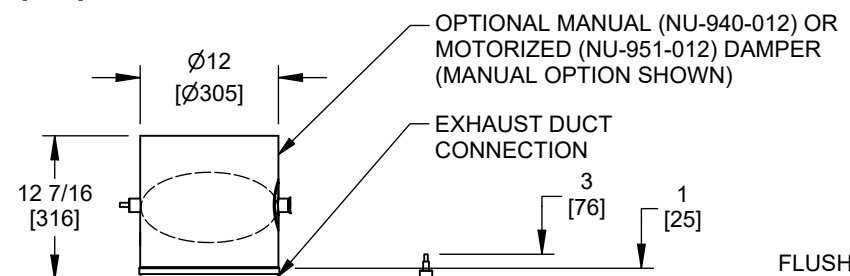
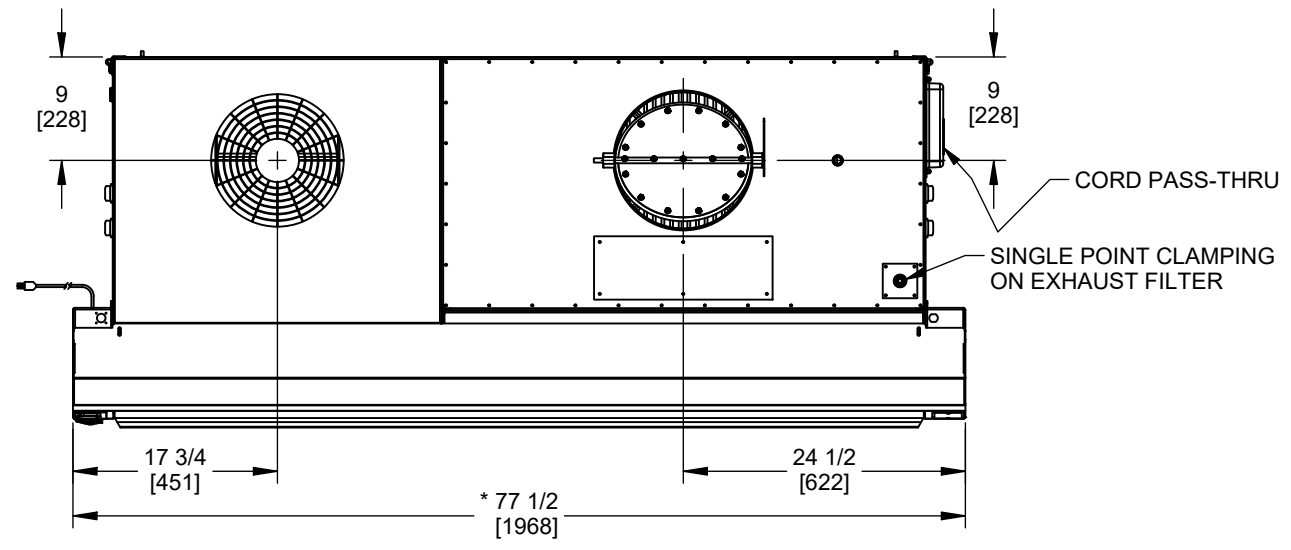
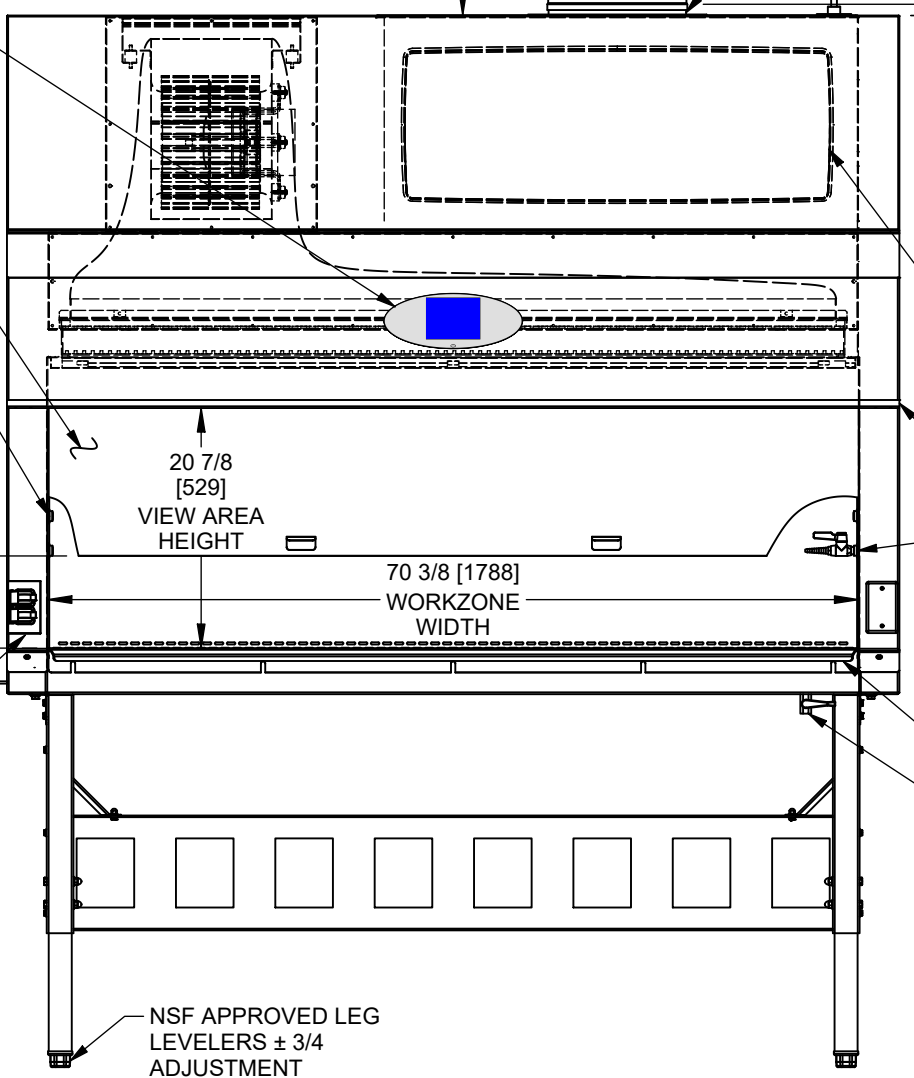


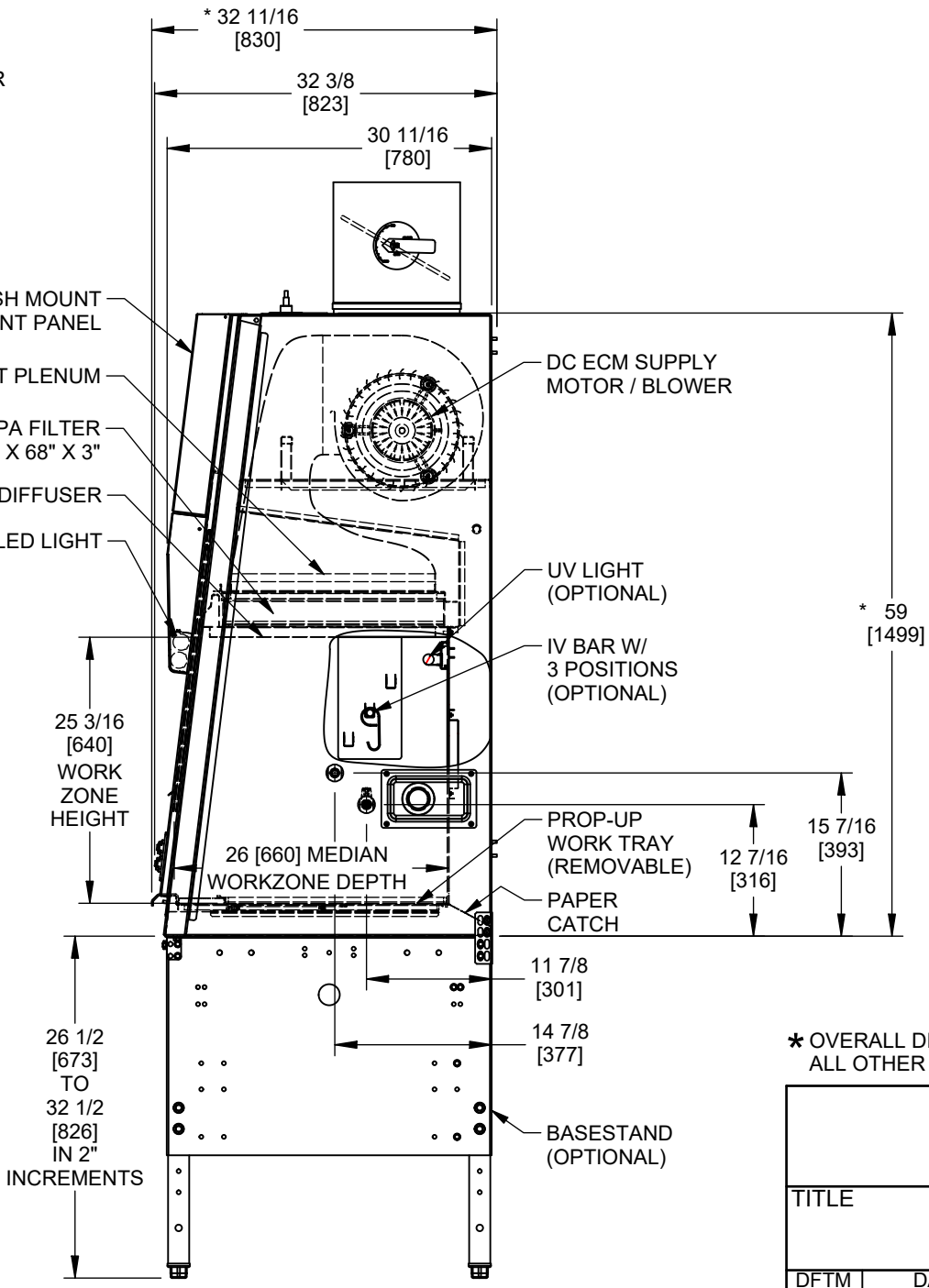
REV	CO	DESCRIPTION	DATE	DFTM	CHKD
C	000147	UPDATED	10/7/2019	TH	DSH



- CONTROL PANEL**
 TOUCH SCREEN
 AIRFLOW CONTROL
 ALARM CONDITION
 LIGHT SWITCH
 BLOWER SWITCH
 BLOWER SPEED CONTROL
 SYSTEM DIAGNOSTICS



- OPTIONAL MANUAL (NU-940-012) OR
 MOTORIZED (NU-951-012) DAMPER
 (MANUAL OPTION SHOWN)
 EXHAUST DUCT
 CONNECTION
 FLUSH MOUNT
 FRONT PANEL
 PERMANENT PLENUM
 SUPPLY HEPA FILTER
 21" X 68" X 3"
 METAL DIFFUSER
 LED LIGHT
 EXHAUST HEPA FILTER
 20" X 36" X 11 1/2"
 HINGED CONTROL
 MODULE
 SERVICE VALVE
 ARM REST
 DRAIN VALVE



- DC ECM SUPPLY
 MOTOR / BLOWER
 UV LIGHT
 (OPTIONAL)
 IV BAR W/
 3 POSITIONS
 (OPTIONAL)
 PROP-UP
 WORK TRAY
 (REMOVABLE)
 PAPER
 CATCH

* OVERALL DIMENSIONAL TOLERANCE ±1/4 [6.35]
 ALL OTHER DIMENSIONS ±1/8 [3.17]

TITLE NU-560-600 Class II Type B2 Biosafety Cabinet					
DFTM	DATE	CHKD	SHEET	OF	
TH	4/18/2017	BP	1	OF	1
DRAWING NUMBER		BCD-19030			C

INCH
MILLIMETER