


**NUAIRE**

MULTI-APPLICATION CENTRIFUGE



# GENERAL PURPOSE CENTRIFUGE



The Safer Choice for Your Laboratory

[NUAIRE.COM](http://NUAIRE.COM)

## GENERAL PURPOSE CENTRIFUGE

### The Safer Choice for Your Laboratory

#### Improve Sample Reproducibility

Improve research results with a NuWind General Purpose Centrifuge featuring Power Factor Control (PFC). The PFC system provides constant, uniform power to the motor phasing out line voltage variances resulting in reproducible results spin after spin.



NU-C200R 2-Liter Benchtop Refrigerated



NU-C200V 2-Liter Benchtop Ventilated



NU-C300R 4-Liter Benchtop Refrigerated



NU-C300V 4-Liter Benchtop Ventilated



NU-C300RF 4-Liter Floor Refrigerated

# MINIMAL FOOTPRINT



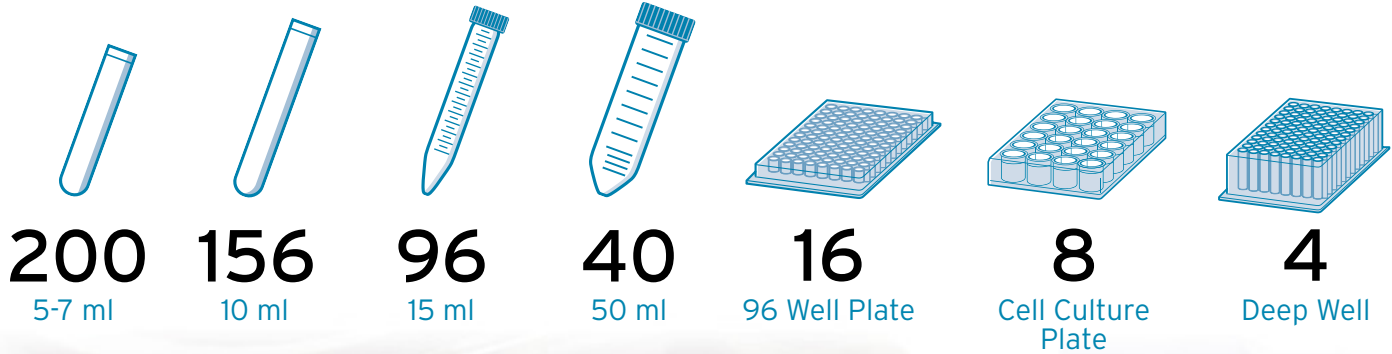
## SMALLER SIZE, LARGER CAPACITY

### NuWind Centrifuges Offer the Largest Interior Capacity Available Relative to the Unit Footprint

NuWind centrifuges from NuAire are constructed to provide the largest internal volume relative to the footprint of the centrifuge. The large chamber volume allows for a wide range of rotor and sample tube or plate configurations. The chamber is enclosed by a 1/2 inch (13 mm) thick steel shell [A] which provides safety while minimizing size and allowing for greater speed.



### Maximum Capacities



## CLICK-SPIN

### QUICK-CHANGE ROTOR SYSTEM

# CLICK SPIN



The Click-Spin™ Quick-Change Rotor System allows for the rapid removal and replacement of centrifuge rotors without tools.

To switch rotors, twist the red dial on top of the rotor counter-clockwise while preventing the body of the rotor from turning. An audible “CLICK” will sound, indicating that the rotor is unlocked from the drive shaft. Place a rotor on the drive shaft and press down firmly, the CLICK indicates the rotor is locked in place. The Click-Spin Quick-Change Rotor System is available on all of our rotors.



#### Application Flexibility

Remove a rotor to be removed within seconds. Start a new application by placing a new rotor over the shaft. An audible “CLICK” notifies a user the rotor has been securely locked.



#### Routine Cleaning Made Easy

Contamination can hide in the tightest of places. The ability to remove a rotor within seconds makes regular cleaning of the centrifuge bowl easy.

#### Security

The automatic locking feature allows a rotor to be securely installed without the worry of damage to the centrifuge.



#### Airtight Lid Design

The unique design of our lids allows you to open and close the buckets with a single hand, and they can also be installed and removed with the buckets on the rotor.



# CONTROLS

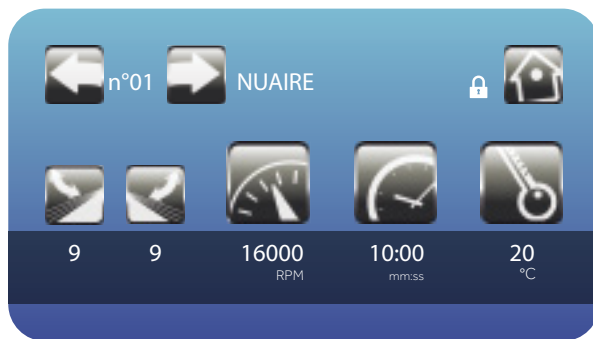
## INSIGHT ELECTRONIC CONTROL CENTER



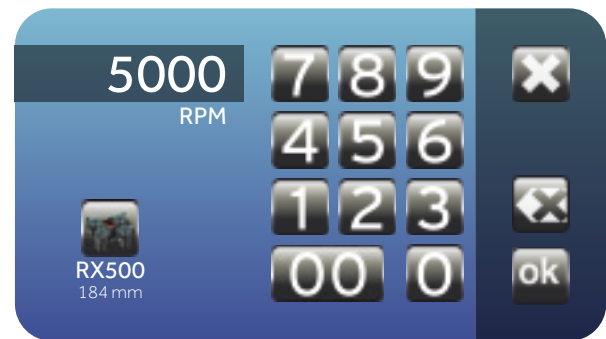
## InSight Electronic Control Center

### Touchscreen Centrifuge Controls

Simplicity and ease of use are valuable in laboratory equipment controls. The InSight Electronic Control Center (ECC) is a removable component, that can be removed or replaced without opening the main shell of the centrifuge, which houses all centrifuge control systems. The touchscreen provides flexible, user-friendly, controls.



Main Screen



Entry Screen

### Special Features

- An end of cycle light illuminates to indicate the end of a centrifugation cycle.
- Save up to 100 programs. Use the Qwerty keyboard to give each program their own description.
- Access the ECC log book to view operational history from cycle counts, run time, and more.
- Service reminders notify users when it is time to perform maintenance tasks such as greasing centrifuge components, extending product life.
- Access accessory data regarding speed and radius, for accuracy of runs.
- Pre-cooling and pre-warming functions available on refrigerated models allows the ability to cool the chamber and accessory down to 4°C or warm the chamber to ambient before running a protocol.



#### Rotor Recognition

Prevents rotors from running beyond maximum safe speed.



#### Touchscreen Controls

Ease of use improves user adoption and increases speed of tasks. Clearly defined menus and icons help prevent errors.



#### Power Factor Control

Constant, uniform, voltage and amperage are supplied to the motor; allowing highly reliable centrifugation results.



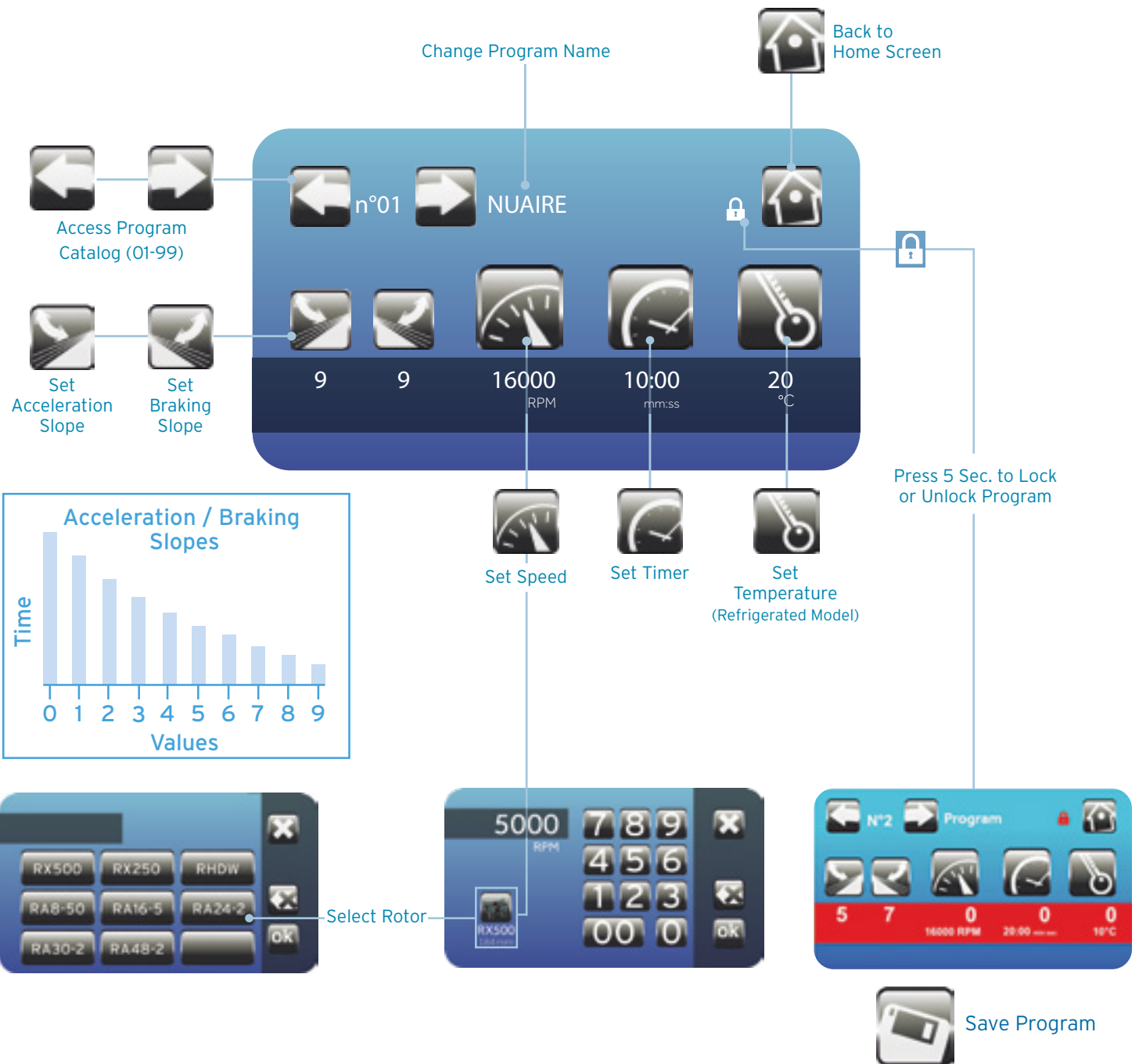
#### End of Run Notification

An audible alarm and end of cycle light audibly and visually indicate when centrifugation cycle is complete.

# CONTROLS

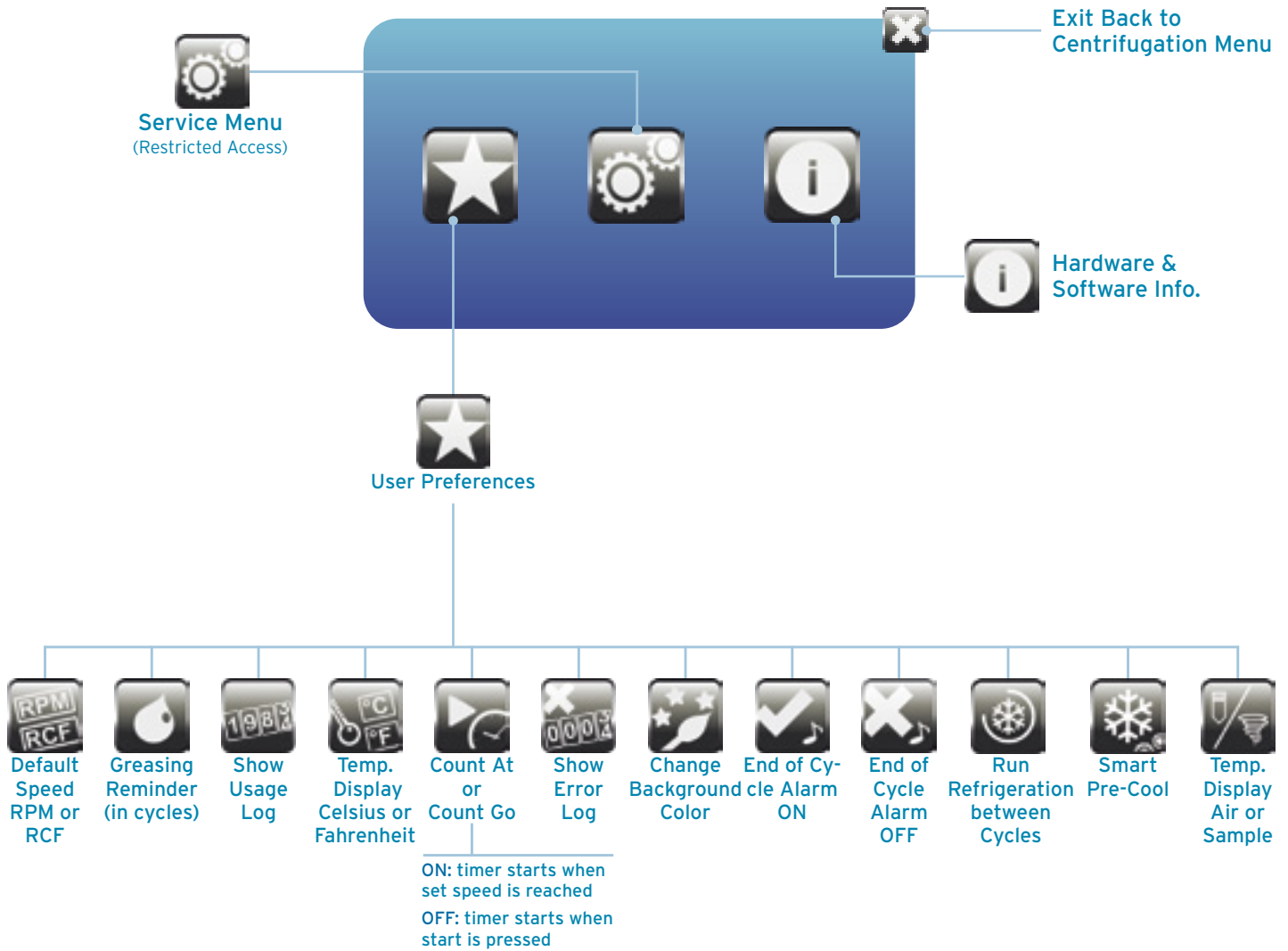
## INSIGHT ELECTRONIC CONTROL CENTER

### Centrifugation Menu





# Home Screen



### The Safer Experience

#### NuAire is the Safer Choice for Laboratories

NuWind centrifuges provide features designed to enhance safety without compromising performance.

#### Robust Barrier Wall

The chamber is enclosed by a  $\frac{5}{16}$  inch (8 mm) thick steel shell [A]. This barrier contains material may otherwise escape the centrifuge at high velocity in the event of a structural failure. The high strength steel provides safety while minimizing size and allowing for greater speed.


#### Safety Lid Lock

An automatic locking mechanism secures the centrifuge while in operation [B], but requires minimal effort to open.

#### Imbalance Detection

The Centrifuge automatically detects and stops if the rotor is not evenly loaded [C]. You have the option to manually set tolerance levels.

[A]

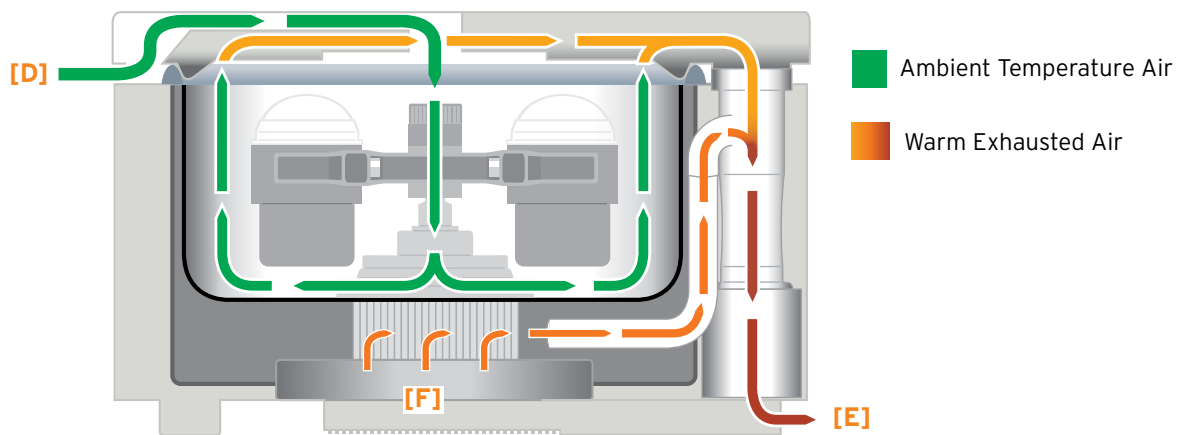


OPERATING TEMPERATURE

Proper Temperature

**Maintaining proper chamber temperature is critical when spinning cells, plasma, blood, and more.**

The NuWind ventilated centrifuges system's unique first air design pulls laboratory air from the front of the unit [D]. The vortex created within the chamber propels air through the exhaust system depositing heated air on the bottom back of the unit [E]. The separation of ambient temperature laboratory air and heated exhausted air helps to maintain chamber temperature. The warm air from the motor [F] is pulled by the Venturi effect in the flex tube and exhausted from the bottom.



**NuWind Refrigerated Centrifuges**

Refrigerated centrifuges provide precise temperature control using a robust refrigeration system [G] which surrounds the centrifuge bowl. This system ensures maximum performance and product protection.



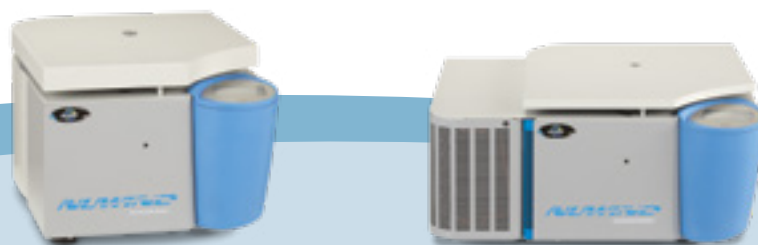
### NuWind NU-C200 Ventilated or Refrigerated Centrifuge

#### Safety Features

- Automatic lid lock - securely locks lid and CANNOT be opened during centrifugation run.
- Rotor imbalance detector - centrifugation cycle shuts down if vibrations are too strong
- Rotor Recognition - Each NuWind rotor is recognized and CANNOT spin over the rotor's maximum speed.

#### Performance Features

- The NuWind Ventilated model does not recirculate air. First air that enters the bowl to help maintain ambient temperature exhausts at a separate location not allowing for any recirculation and heat build up.
- Power Factor Control (PFC) - constant uniform voltage and amperage supplied to the motor ensure the complete centrifugation cycle.



Description	Model NU-C200V	Model NU-C200R
<b>Maximum Capacity</b>	4x625 ml x kg / bucket, 4 x buckets	4x625 ml x kg / bucket, 4 x buckets
<b>Supply Voltage</b> (Depending on the Model)	115 V ± 10% 60 Hz 230 V ± 10% 50Hz	115 V ± 10% 60 Hz 230 V ± 10% 50Hz
<b>Model Type</b>	Ventilated	Refrigerated
<b>Catalogue Numbers</b> 115V / 60 Hz 230V / 50 Hz	NU-C200V NU-C200V-E	NU-C200R NU-C200R-E
<b>Maximum Speed (rpm)</b>	15,300 rpm	18,000 rpm
<b>Maximum Relative Centrifugal Force (g)</b>	22,380 xg	30,980 xg
<b>Total Power Consumed</b>	900 Watt	2000 Watt
<b>Dissipated Heat (Btuh)</b> (1 Btuh = 0.29307 W)	3071 BTU/h	6824 BTU/h
<b>Fluid Coolant / Charge</b>	Not applicable	R404A / 0.35 kg
<b>Maintaining temperature at +4 ° C</b>	No	Yes
<b>Dimensions on Bench (W x D x H)</b>	18.1 x 22 x 13.7 inches 457 x 556 x 347 mm	26.7 x 23 x 12.7 inches 675 x 582 x 322 mm
<b>Packaging (W x D x H)</b>	23.8 x 31.7 x 19.8 inches 600 x 800 x 500 mm	31.7 x 31.7 x 19.8 inches 800 x 800 x 500 mm
<b>Net Weight (excluding rotor)</b>	156 lbs / 71 kg	242 lbs / 110 kg
<b>Maximum Sound Level</b>	≤ 60 dB(A)	≤ 55 dB(A)



### NuWind NU-C200 Ventilated or Refrigerated Centrifuge

#### Safety Features


- Automatic lid lock - securely locks lid and CANNOT be opened during centrifugation run.
- Rotor imbalance detector - centrifugation cycle shuts down if vibrations are too strong
- Rotor Recognition - Each NuWind rotor is recognized and CANNOT spin over the rotor's maximum speed.

#### Performance Features

- Refrigeration System - An energy-efficient yet powerful refrigeration system allows for quick pre-cooling and accurate temperature control.
- Power Factor Control (PFC) - constant uniform voltage and amperage supplied to the motor ensure the complete centrifugation cycle.



Description	Model NU-C300V	Model NU-C300R	Model NU-C300RF
<b>Maximum Capacity</b>	4x625 ml x kg / bucket, 4 x buckets	4x750 ml x kg / bucket, 4 x buckets	4x750 ml x kg / bucket, 4 x buckets
<b>Supply Voltage</b> (Depending on the Model)	120 V ± 10% 60 Hz 230 V ± 10% 50Hz	120 V ± 10% 60 Hz 230 V ± 10% 50Hz	120 V ± 10% 60 Hz 230 V ± 10% 50Hz
<b>Model Type</b>	Ventilated	Refrigerated	Refrigerated Floor
<b>Catalogue Numbers</b> 115V / 60 Hz 230V / 50 Hz	NU-C300V NU-C300V-E	NU-C300R NU-C300R-E	NU-C300RF NU-C300RF-E
<b>Maximum Speed (rpm)</b>	10,700 rpm	12,100 rpm	12,100 rpm
<b>Maximum Relative Centrifugal Force (g)</b>	13,000 xg	16,660 xg	16,660 xg
<b>Total Power Consumed</b>	1000 Watt	1700 Watt	1700 Watt
<b>Dissipated Heat (Btuh)</b> (1 Btuh = 0.29307 W)	3413 BTU/h	5801 BTU/h	5801 BTU/h
<b>Fluid Coolant / Charge</b>	Not applicable	R404A / 0.35 kg	R404A / 0.35 kg
<b>Maintaining Temperature at +4 ° C</b>	No	Yes	Yes
<b>Dimensions on Bench</b> (W x D x H)	14.6 x 19.7 x 26 inches 370 x 500 x 660 mm	13.8 x 30.3 x 26.8 inches 350 x 770 x 680 mm	32.7 x 26.4 x 27.2 inches 830 x 670 x 690 mm
<b>Packaging</b> (W x D x H)	21.3 x 29.1 x 30.3 inches 540 x 740 x 770 mm	21.3 x 35.4 x 31.5 inches 540 x 900 x 800 mm	39.4 x 31.5 x 31.5 inches 1000 x 800 x 800 mm
<b>Net Weight (excluding rotor)</b>	180 lbs / 82 kg	320 lbs / 145 kg	375 lbs / 170 kg
<b>Maximum Sound Level</b>	≤ 61 dB(A)	≤ 60 dB(A)	≤ 57 dB(A)



Automatic Secure Lid Lock

InSight Electronic Touchscreen Control System

Temperature Probe

Lid Unlock Button

Keyhole for Manual Lid Unlock in Case of Power Outage

Power Switch

Refrigeration System

# ROTORS

## SWINGING BUCKET ROTORS



Rotor	NU-RX400	NU-RX625	NU-RX750	NU-RX1000	RH-DW
<b>Maximum Capacity</b>	4 x 400 ml	4 x 625 ml	4 x 750 ml	4 x 1000 ml	2 x 4 96-well microplates 2 x 1 96-well "Deep Well" plate
<b>Maximum RPM</b>	5,100 rpm	5,100 rpm	4,600 rpm	3,500 rpm	5,100 rpm
<b>Maximum RCF</b>	5,476 xg	5,350 xg	4,730 xg	2750 xg	4,537 xg
<b>NU-C200V</b>	✓	✓			✓
<b>NU-C200R</b>	✓	✓			✓
<b>NU-C300V</b>	✓	✓	✓	✓	✓
<b>NU-C300R</b>	✓	✓	✓	✓	✓
<b>NU-C300RF</b>	✓	✓	✓	✓	✓
<b>Maximum Capacity</b>					
750 ml Flat Bottle	-	-	-	4	-
625 ml Flat Bottle	-	4	-	4	-
500 ml Flat Bottle	-	-	4	4	-
500 ml Conical Bottle	-	-	4	4	-
400 ml Round Bottle	-	4	-	-	-
290 ml Flat Bottle	-	-	-	4	-
250 ml Conical Bottle	-	-	-	4	-
225 ml Conical Tube	4	4	-	-	-
200 ml Flat Bottle	-	4	4	-	-
200 ml Conical Bottle	-	4	4	4	-
175 ml Conical Tube	4	4	-	-	-
100 ml Round Tube	4	4	-	-	-
100 ml Conical Bottle	-	4	4	-	-
50 ml Conical Skirted Tube	12 or 16*	16 or 20*	24 or 28*	-	-
50 ml Conical Tube	12 or 16*	16 or 20*	24 or 28*	40	-
50 ml Round Bottle	-	16 or 20*	24	-	-
15 ml Conical Tube	28	44	56	96	-
15 ml Round Tube	12	28	32	-	-
10 ml Round Tube	48	76	84	390	-
3/5/7 ml Round Tube	60	92	108	200	-
1,5 - 2 ml Microtube	120	184	216	200	-
96 Well Plate	-	16	16	16	8
Cell Culture Plate	-	16	16	16	8
Deep Well	-	4	4	4	2

\*Depends on adapter lids



# ROTORS

## FIXED ANGLE ROTORS



NU-RA24-2



NU-RA30-2



NU-RA48-2



NU-RA16-5








NU-RA30-15



NU-RA8-50



NU-RA6-100

Rotor	NU-RA24-2	NU-RA30-2	NU-RA48-2	NU-RA16-5	NU-RA30-15	NU-RA8-50	NU-RA6-100
<b>Maximum Capacity</b>	24x 2 ml	30x 2 ml	48x 2 ml	16x 5 ml	30x 15ml	8x 50ml	6x 100 ml
<b>Maximum Rotor Speed</b>	18,000 rpm	16,000 rpm	15,500 rpm	13,200 rpm	4,800 rpm	12,100 rpm	12,700 rpm
<b>Maximum RCF</b>	30,980 xg	27,720 xg	26,620 xg	21,000 xg	3,606 xg	16,660 xg	17351 xg
<b>Lid</b>	✓	✓	✓	✓			
<b>Biologically Sealed</b>	✓	✓	✓	✓			
<b>NU-C200V</b>	✓	✓	✓	✓	✓	✓	
<b>NU-C200R</b>	✓			✓	✓	✓	
<b>NU-C300V</b>				✓		✓	✓
<b>NU-C300R</b>				✓		✓	✓
<b>NU-C300RF</b>				✓		✓	✓
<b>Maximum Capacity</b>							
 1.5/2 ml Microtubes	24	30	48	-	-	-	-
 5 ml Microtubes (15.24mm x 57mm)	-	-	-	16	-	-	-
 15 ml Conical Tube (17.5mm x 128mm)	-	-	-	-	30	-	-
 50 ml Conical Tube (30mm x 125mm)	-	-	-	-	-	8	-
 100ml Round Tube (56mm x 126mm)	-	-	-	-	-	-	6

# ROTORS AND ADAPTERS

## FOR SWINGING BUCKET ROTORS



### Part #: NU-RX400

4 x 400 ml Swing Out Rotor

Centrifuge	Maximum Speed (rpm)	Maximum RCF (x g)
NU-C200V	4,500 rpm	4,256 xg
NU-C200R	5,100 rpm	5,470 xg
NU-C300V	4,500 rpm	4,256 xg
NU-C300R	5,100 rpm	5,470 xg
NU-C300RF	5,100 rpm	5,470 xg

Sold in Quantities of 2

Part Number	Capacity Per Insert	Total Capacity (Rotor)	Airtight lid NU-L400 Compatibility	Max. Tube Dimensions (ø x L mm)
NU-1T2	30 x 2 ml Conical Bottom Tubes	120	Yes	11 x 50 mm
NU-1T5	15 x 5/7 ml Round Bottom Tubes	60	Yes	12 x 20 mm
NU-1T10	12 x 10 ml Round Bottom Tubes	48	Yes	16 x 120 mm
	3 x 15 ml CPT Round Bottom Tubes	12	Yes	
NU-1T15C	7 x 15 ml Conical Bottom Tubes	28	Yes	17 x 133 mm
NU-1T50CL	3 x 50 ml Conical Bottom Tubes	12	Yes	30 x 130 mm
NU-1T50C	4 x 50ml Conical Bottom Tubes	16	No	30x 128 mm
NU-1T50SL	3 x 50 ml Skirted Bottom Tubes	12	Yes	30 x 130 mm
NU-1T50S	4 x 50 ml Skirted Bottom Tubes	16	No	30 x 128 mm
NU-1T100	1 x 100 ml Round Bottom Bottle	4	Yes	56 x 128 mm
NU-1T200	1 x 175 ml Conical Bottom Bottle	4	Yes	60 x 126 mm
	1 x 225 ml Conical Bottom Bottle	4	No	

### Accessories



**Part #: NU-B400**  
4 x 400 ml  
Swing Out Buckets (Qty 4)



**Part #: NU-L400**  
4 x 400 ml  
Airtight Lids (Qty 4)



**Part #: NU-RS2**  
Rotor Stand



# ROTORS AND ADAPTERS FOR SWINGING BUCKET ROTORS



## Part #: NU-RX625

### 4 x 625 ml Swing Out Rotor

Centrifuge	Maximum Speed (rpm)	Maximum RCF (x g)
NU-C200V	4,500 rpm	4,166 xg
NU-C200R	5,100 rpm	5,350 xg
NU-C300V	4,500 rpm	4,166 xg
NU-C300R	5,100 rpm	5,350 xg
NU-C300RF	5,100 rpm	5,350 xg

Sold in Quantities of 2

Part Number	Capacity Per Insert	Total Capacity (Rotor)	Airtight lid NU-L625 Compatibility	Max. Tube Dimension (ø x L mm)
NU-2T2	46 x 2ml Conical Bottom Tubes	184	Yes	11 x 50 mm
NU-2T5	23 x 5/7 ml Round Bottom Tubes	92	Yes	12 x 124 mm
NU-2T10	19 x 10 ml Round Bottom Tubes	76	Yes	16 x 123 mm
	7 x 15 ml CPT Round Bottom Tubes	28	Yes	
NU-2T15C	11 x 15 ml Conical Bottom Tubes	44	Yes	17 x 137 mm
NU-2T50CL	4 x 50 ml Conical Bottom Tubes	16	Yes	30 x 136 mm
NU-2T50C	5 x 50 ml Conical Bottom Tubes	20	No	30 x 135 mm
NU-2T50SL	4 x 50 ml Skirted Bottom Tubes	16	Yes	30 x 136 mm
NU-2T50S	5 x 50 ml Skirted Bottom Tubes	20	No	30 x 135 mm
NU-2T100	1 x 100 ml Round Bottom Bottle	4	Yes	56 x 136 mm
NU-2T200	1 x 175 ml Conical Bottom Bottle	4	Yes	60 x 135 mm
	1 x 225 ml Conical Bottom Bottle	4	No	
NU-2T625	1 x 625 ml Flat Bottom Bottle	4	No	92 x 124 mm

## Accessories



**Part #: NU-B625**  
4 x 625 ml  
Swing Out Buckets (Qty 4)



**Part #: NU-L625**  
4 x 625 ml  
Airtight Lids (Qty 4)



**Part #: NU-BXDW**  
Swing Out Microplate  
Buckets (Qty 2)



**Part #: NU-RS2**  
Rotor Stand



# ROTORS AND ADAPTERS

## FOR SWINGING BUCKET ROTORS



### Part #: NU-RX750

4 x 750 ml Swing Out Rotor

Centrifuge	Maximum Speed (rpm)	Maximum RCF (x g)
NU-C300V	4,500 rpm	4,527 xg
NU-C300R	4,600 rpm	4,731 xg
NU-C300RF	4,600 rpm	4,731 xg

Sold in Quantities of 2

Part Number	Capacity Per Insert	Total Capacity (Rotor)	Airtight lid NU-L750 Compatibility	Max. Tube Dimensions (ø x L mm)
NU-3T2	54 x 1.5 / 2 ml Microtubes	216	Yes	11 x 50 mm
NU-3T5	27 x 5 / 7 ml Round Bottom Tubes	108	Yes	12 x 133 mm
NU-3T10	21 x 10 ml Round Bottom Tubes	84	Yes	16 x 134 mm
	8 x 15 ml CPT Round Bottom Tubes	32	Yes	
NU-3T15C	14 x 15 ml Conical Bottom Tubes	56	Yes	17 x 133 mm
NU-3T50CL	6 x 50 ml Conical Bottom Tubes	24	Yes	30 x 134 mm
NU-3T50C	7 x 50 ml Conical Bottom Tubes	28	No	30 x 132 mm
NU-3T50S	7 x 50 ml Skirted Bottom Tubes	28	No	30 x 137 mm
NU-3T200C	1 x 200 ml Conical Bottom Bottle	4	Yes	60 x 149 mm
NU-3T250C	1 x 250 ml Conical Bottom Bottle	4	No	60 x 159 mm
NU-3T500C	1 x 500 ml Conical Bottom Bottle	4	Yes	92 x 136 mm

### Accessories



**Part #: NU-B750**  
4 x 750 ml  
Swing Out Buckets (Qty 4)



**Part #: NU-L750**  
4 x 750 ml  
Airtight Lids (Qty 4)



**Part #: NU-BXDW3**  
Microplate Carrier for  
NU-RX750 (Qty 2)



**Part #: NU-RS2**  
Rotor Stand



# ROTORS AND ADAPTERS

## FOR SWINGING BUCKET ROTORS



### Part #: NU-RX1000

4 x 1000 ml Swing Out Rotor

Centrifuge	Maximum Speed (rpm)	Maximum RCF (x g)
NU-C300V	3,500 rpm	2,750 xg
NU-C300R	3,500 rpm	2,750 xg
NU-C300RF	3,500 rpm	2,750 xg

Sold in Quantities of 2

Part Number	Capacity Per Insert	Total Capacity (Rotor)	Airtight lid NU-L625 Compatibility	Max. Tube Dimension (ø x L mm)
NU-4T2	50 x 2ml Micro Tubes	200	Yes	11 x 50 mm
NU-4T5	50 x 5 ml Blood Collection Tubes	200	Yes	12 x 127 mm
NU-4T10	39 x 10 ml Blood Collection Tubes	156	Yes	16 x 128 mm
NU-4T15C	24 x 15 ml Conical Bottom Tubes	96	Yes	17 x 123 mm
NU-4T50C	10 x 50 ml Conical Bottom Tubes	40	Yes	30 x 121 mm
NU-4T200C	2 x 200 ml Conical Bottom Bottle	8	Yes	60 x 124 mm
NU-4T250C	2 x 250 ml Conical Bottom Bottle	8	No	60 x 159 mm
NU-4T290C	2 x 290 ml Flat Bottom Bottle	8	Yes	62 x 123 mm
NU-4T500C	1 x 500 ml Conical Bottom Bottle	4	Yes	92 x 140 mm
NU-4T625C	1 x 625 ml Flat Bottom Bottle	4	Yes	92 x 140 mm
NU-4T750F	1 x 750 ml Flat Bottom Bottle	4	Yes	98 x 137 mm

### Accessories



**Part #: NU-B1000**  
4 x 1000 ml  
Swing Out Buckets (Qty 4)



**Part #: NU-L1000**  
4 x 1000 ml  
Airtight Lids (Qty 4)



**Part #: NU-BXDW4**  
Microplate Carrier for  
NU-RX1000 (Qty 2)



**Part #: NU-RS2**  
Rotor Stand



# ROTORS AND ADAPTERS

## FOR SWINGING BUCKET ROTORS



### Part #: NU-RHDW

#### Swing Out Microplate Rotor

Centrifuge	Maximum Speed (rpm)	Maximum RCF (x g)
NU-C200V	4,500 rpm	3,532 xg
NU-C200R	5,100 rpm	4,536 xg
NU-C300V	4,500 rpm	3,532 xg
NU-C300R	5,100 rpm	4,536 xg
NU-C300RF	5,100 rpm	4,536 xg

Part Number	Image	Capacity Per Insert	Total Capacity (Rotor)	Airtight Lid NU-LH Compatibility	Max. Height (mm)
NU-BHDW		2 x 4 96 Well Microplates	8	Yes	56.5 mm
		2 x 196 Deep Well Plate	2		
		2 x 4 Cell Culture Plate	8		

### Accessories



**Part #: NU-BHDW**  
Swing Out Microplate  
Bucket (Qty 2)

**Part #: NU-LH**  
Swing Out Microplate  
Airtight Lids (Qty 2)



**Part #: NU-RS2**  
Rotor Stand



**Part #: NU-RA24-2**

24 x 1.5 / 2 ml 45° Angular Rotor with Airtight Lid

Centrifuge	Maximum Speed (rpm)	Maximum RCF (x g)
NU-C200V	15,300 rpm	22,380 xg
NU-C200R	18,000 rpm	30,980 xg
NU-C300V	-	-
NU-C300R	-	-
NU-C300RF	-	-



**Part #: NU-RA30-2**

30 x 1.5 / 2 ml 45° Angular Rotor with Airtight Lid

Centrifuge	Maximum Speed (rpm)	Maximum RCF (x g)
NU-C200V	15,300 rpm	25,350 xg
NU-C200R	16,000 rpm	27,720 xg
NU-C300V	15,300 rpm	25,350 xg
NU-C300R	16,000 rpm	26,620 xg
NU-C300RF	16,000 rpm	26,620 xg



**Part #: NU-RA48-2**

48 x 1.5 / 2 ml 45° Angular Rotor with Airtight Lid

Centrifuge	Maximum Speed (rpm)	Maximum RCF (x g)
NU-C200V	14,000 rpm	21,720 xg
NU-C200R	15,500 rpm	26,620 xg
NU-C300V	14,000 rpm	21,720 xg
NU-C300R	15,500 rpm	26,620 xg
NU-C300RF	15,500 rpm	26,620 xg



## ROTORS AND ADAPTERS FOR FIXED ANGLE ROTORS



### Part #: NU-RA16-5

16 x 5 ml 45° Angular Rotor with Airtight Lid

Centrifuge	Maximum Speed (rpm)	Maximum RCF (x g)
NU-C200V	13,200 rpm	21,000 xg
NU-C200R	13,200 rpm	21,000 xg
NU-C300V	13,200 rpm	21,000 xg
NU-C300R	13,200 rpm	21,000 xg
NU-C300RF	13,200 rpm	21,000 xg



### Part #: NU-RA30-15

30 x 15 ml 37° Angular Rotor

Centrifuge	Maximum Speed (rpm)	Maximum RCF (x g)
NU-C200V	4,500 rpm	3,328 xg
NU-C200R	5,100 rpm	4,275 xg
NU-C300V	4,500 rpm	3,328 xg
NU-C300R	5,100 rpm	4,275 xg
NU-C300RF	5,100 rpm	4,275 xg



### Part #: NU-RA8-50

8 x 50 ml 25° Angular Rotor

Centrifuge	Maximum Speed (rpm)	Maximum RCF (x g)
NU-C200V	12,200 rpm	16,973 xg
NU-C200R	12,200 rpm	16,973 xg
NU-C300V	12,200 rpm	16,973 xg
NU-C300R	12,200 rpm	16,973 xg
NU-C300RF	12,200 rpm	16,973 xg



### Part #: NU-RA6-100

8 x 50 ml 25° Angular Rotor

Centrifuge	Maximum Speed (rpm)	Maximum RCF (x g)
NU-C200V	10,700 rpm	13,568 xg
NU-C200R	12,100 rpm	17,351 xg
NU-C300V	10,700 rpm	13,568 xg
NU-C300R	12,100 rpm	17,351 xg
NU-C300RF	12,100 rpm	17,351 xg





## PACKAGES

Part Number	Description	Model	Package Includes
<b>CELL CULTURE</b>			
<b>C200G214</b>	1.0L Cell Culture Package	NU-RX250	4 x 250 ml Swing Out Rotor
		NU-B250	Set of 4 Round Buckets
		NU-1T15C	Set of 4 Inserts for 15 ml Conical Tubes
		NU-1T50C	Set of 4 Inserts for 50 ml Conical Tubes
		NU-RS2	Rotor Stand
<b>C200G216</b>	2.0L Cell Culture Package	NU-RX500	4 x 500 ml Swing Out Rotor
		NU-B500	Set of 4 Round Buckets
		NU-2T15C	Set of 4 Inserts for 15 ml Conical Tubes
		NU-2T50C	Set of 4 Inserts for 50 ml Conical Tubes
		NU-RS2	Rotor Stand
<b>C300G218</b>	3.0L Cell Culture Package	NU-RX750	4 x 500ml Swing Out Rotor
		NU-B750	Set of 4 Round Buckets
		NU-3T15C	Set of 4 Inserts for 15 ml Conical Tubes
		NU-3T50C	Set of 4 Inserts for 50 ml Conical Tubes
		NU-RS2	Rotor Stand
<b>C300G220</b>	4.0L Cell Culture Package	NU-RX1000	4 x 1000 ml Swing Out Rotor
		NU-B1000	Set of 4 Round Buckets
		NU-4T15C	Set of 4 Inserts for 15 ml Conical Tubes
		NU-4T50C	Set of 4 Inserts for 50 ml Conical Tubes
		NU-RS2	Rotor Stand
<b>CLINICAL PROCESSING</b>			
<b>C200G215</b>	1.0L Clinical Processing Package	NU-RX250	4 x 250 ml Swing Out Rotor
		NU-B250	Set of 4 Round Buckets
		NU-1T5	Set of 4 Inserts for 5 ml Collection Tubes
		NU-1T10	Set of 4 Inserts for 10 / 15ml Collection Tubes
		NU-RS2	Rotor Stand
<b>C200G217</b>	2.0L Clinical Processing Package	NU-RX500	4 x 500ml Swing Out Rotor
		NU-B500	Set of 4 Round Buckets
		NU-2T5	Set of 4 Inserts for 5 ml Collection Tubes
		NU-2T10	Set of 4 Inserts for 10 / 15ml Collection Tubes
		NU-RS2	Rotor Stand
<b>C300G219</b>	3.0L Clinical Processing Package	NU-RX750	4 x 750 ml Swing Out Rotor
		NU-B750	Set of 4 Round Buckets
		NU-3T5	Set of 4 Inserts for 5 ml Collection Tubes
		NU-3T10	Set of 4 Inserts for 10 / 15ml Collection Tubes
		NU-RS2	Rotor Stand
<b>300G221</b>	4.0L Clinical Processing Package	NU-RX1000	4 x 1000 ml Swing Out Rotor
		NU-B1000	Set of 4 Round Buckets
		NU-4T5	Set of 4 Inserts for 5 ml Collection Tubes
		NU-4T10	Set of 4 Inserts for 10 / 15ml Collection Tubes
		NU-RS2	Rotor Stand

# COMPLETE YOUR LABORATORY

## ADD AND EXTEND CAPABILITIES

NuAire Laboratory Equipment can be configured for many different applications and to better promote user comfort and safety. NuAire offers accessories to extend the capabilities of our products to fit your laboratory.



**LABGARD**

Biosafety Cabinets



**IN-VITROCELL**

CO<sub>2</sub> Incubators



**AIRGARD**

Laminar Airflow Workstations



**ALLERGARD**

Animal Laboratory Products



**PHARMAGARD**

Compounding Isolators



Polypropylene Fume Hoods and Casework



**BLIZZARD**

Ultralow Freezers



**NUVIND**

Centrifuges



Custom Solutions

## SALES AND SERVICE LIKE NO OTHER


**Delivering product to the customer that is cost effective, exceeds their requirements, delivers product on-time, and increases productivity and profitability.**

In every NuAire product you'll find brilliant but practical design, keen attention to detail in every phase of the fabrication and assembly process, thoroughly tested, outstanding value, and dependable service. These are the foundation for NuAire's international reputation, and practical reasons why NuAire is universally recognized as the finest. NuAire's Quality Policy to Satisfy Customers, Comply with Quality System Requirements and Continually Improve.

### Sales and Service Like No Other

NuAire employs a network of knowledgeable sales and service individuals some of which have been selling and servicing NuAire Laboratory Products since our inception in 1971.

Our Sales Representatives are located throughout the globe providing you with a local individual who can assist product selection, pricing, installation, training, and service throughout the life of your product. Once you buy a NuAire you're a part of our family and we'll work hard to satisfy your needs. NuAire offers service-training classes and individualize assistance to service professionals in the laboratory community. These NuAire certified companies are located throughout the world allowing NuAire to provide service and assistance to the farthest corners of the earth. Have the option to select from multiple service vendors in your area to find a company that fits your needs.



### Contracts, GPO's and Many More!

NuAire has a variety of Contracts set up through Group Purchasing Organizations, Government Associations, Health Systems, Universities and many more.



### Pricing and Ordering:

For more information, to receive a price quote, or to order, visit NuAire's website or call:

**NuAire.com**  
**763 553-1270**



Fernbrook and  
Niagara Locations

**NUAIRE**

MULTI-APPLICATION CENTRIFUGE

# GENERAL PURPOSE CENTRIFUGE



The Safer Choice for Your Laboratory

Your Local NuAire Representative

**763-553-1270 | [NUAIRE.COM](http://NUAIRE.COM)**